

Prepared by KE5TA



RF News

Baton Rouge Amateur Radio Club



August 2023 Issue

Veterans Crisis Line – dial 988 then press one or text 838255

Prepared by KE5TA

The following members are serving our club since their election in December 2022 or earlier:

Officers:

Bill Smith – President (several positions 2015 to present) *
Todd Huovinen – Vice President (several positions 2014 to present)*
Thornton Cofield – Secretary (2022 to present)*
Jerry Clouatre – Treasurer (2022 to present)*

Board Members:

Dan Lott
Brook Samuel
John Reise
Don Austin
Paul Smith
Joe Roppolo
Russ London

* indicates leaving position in December 2023



Thanks to all who are serving the BRARR

Prepared by KE5TA

I encourage you to please consider running for office in 2024. There are open positions, and the club needs your help. Several of our Officers and Board members will be leaving after their terms are over in December.

I am also reaching out to you as the club needs a nomination committee. Please let me know if you are able to serve on this committee. The club needs your help with finding a new slate of officers and replacing those board members who are leaving.

The BRARC has several committees, and we could use your help. These committees and their leaders are:

Education and Training – Joe Roppolo

Equipment Management – Don Austin

PIO/Outreach - Thornton Cofield

USS Kidd – John Krupsky

Volunteer Examiner – Jon Reise

Equipment Loaner Program – Don Austin

Webmaster – John Krupsky

Finance – Open

Net Manager – Open

There are a couple of Hamfests coming up and they are:

Huntsville – August 19 and 20

Slidell October 6-7

Club Meetings

BRARC Member Meetings are held on the last Tuesday of the month. We meet at the Bluebonnet Library at 7:00 p.m. We hope to see you there. We are always looking for subject matter experts to present at our meetings. Let us know if you wish to share.

You are invited for Breakfast.

James @ Florida and Range in Denham Springs - Wednesdays @ 06:30

Franks @ Old Cortana Mall on Airline – Fridays @ 08:00

Yeager's Down-Home Restaurant on Bass Pro Blvd. – Saturdays @ 06:15

Food is always good. Hope to see you soon. Guests are always welcome.

Prepared by KE5TA



Club Events:

BRARC Auction – Big Mikes, 123 Aspen Sq. Denham Springs, La. 225-243-5258. – November 28, 2023, from 6:00 p.m. to 8:00 p.m. (1800-2000). This is an excellent opportunity for the club to make a few dollars and have a fun time. If you have any equipment, you no longer use/want, bring it.



Veterans Crisis Line – dial 988 then press one or text 838255

Prepared by KE5TA


BRARC Christmas Luncheon – Big Mikes, 123 Aspen Sq. Denham Springs, La. 225-243-5258.– December 9, 2023, from 11:30 a.m. to 2:00 p.m. (11:30 – 1400).



News:

Fraudulent Charges:

On or about June 6, 2023, The BRARC Charge Cards were hacked, and we received fraudulent charges in the amount of \$549.53. Jerry contacted our bank, and all affected cards were replaced, and monies returned to our account. This is a fun time to remind you to keep track of your personal finances. Change passwords and pins often.



**Baton Rouge Amateur Radio Club
Slow Speed CW Net**

The BRSN (Baton Rouge Slow Net) is now active! We had our first Net on Tuesday evening; July 11th, and we could call it a success – that is if you were able to make contact. Several reported they could hear but not be heard, or not hear anything. QSO's were made with six members and hope to increase that number. Remember, you don't have to be fast. Just send your call sign at whatever slow speed you wish to use. I'll try to come back to you at that speed. We meet on 14.040 MHz at 6:30 local time every 2nd and 3rd Tuesday evening. Thanks to N5DR, K5AHE, WA4MXT, KE5TA, and AB5TH for participating!

73

Jerry AG5AY

Amateur Radio Class



Ready to upgrade your General License to Amateur Extra?

Baton Rouge Amateur Radio Club is teaching an Extra Licensing Class during October and November 2023. The class will be a hybrid format

Prepared by KE5TA

class with three in-person Saturday sessions and 4 evening online sessions during the week. There is no cost for the class, and we will follow the ARRL Extra License curriculum which corresponds with the ARRL Amateur Extra License Manual.

If you are interested in learning more about the class offering, please contact Joe Roppolo (K5ROP), Director of Training at K5ROP@BRARC.ORG

We will also be announcing details on our webpage and Facebook pages. Please visit our pages to learn more about club activities and come visit us at our monthly meetings.

Tentative Dates (based on in-person meeting location availability):

In-person (Saturdays, 10 am-3 pm)

Oct 14

Nov 4

Nov 18

Online (Tuesdays, 7-8:30 pm)

Oct 17

Oct 24

Nov 14

Nov 21

Club Meeting Nov 28 (optional)

Prepared by KE5TA

VE Exam Session Dec 2 (optional, but you WILL BE READY!)



You Still Have Time to Upgrade

You have two more chances this year to get a new license or upgrade your existing license. Saturday, September 2 and Saturday, December 2 are the last dates this year for exam sessions given by the Baton Rouge Amateur Radio Club. The exam sessions are held at the EBR Main Library on Goodwood Blvd. at 10 am. Preregistration on our club webpage is recommended.

The General Class question pool has changed on July 1, 2023. You want to make sure that your study guide covers the new question pool. If you have any questions, contact Jon Reise, WA9JBR at jreise92@gmail.com Good luck studying and hope to talk to you on the air with your new privileges.

JLR 26Jul2023

Introducing

1. WHAT IS YOUR NAME? AND WHAT KIND OF WORK DO YOU DO NOW? IF RETIRED WHAT WAS YOUR WORK?

My name is Jon Reise, WA9JBR and I am a retired Electrical Engineer after spending 43 years in the electrical industry. I spent 17 years as an application and sales engineer for the Square D Company in Houston. I spent my last 22 years in Columbus, OH as the Engineering Manager for McNaughton-McKay Electric, the Rockwell Automation distributor for Ohio. Our engineers helped customers solve productivity problems by applying technological automation products in their plants.

2. WHEN DID YOU FIRST BECOME INTERESTED IN AMATEUR RADIO AND WHAT LED TO YOUR INTEREST IN AMATEUR RADIO?

I became interested in shortwave radio in the 7th grade. I spent many hours listening to shortwave stations on my Allied Radio knight-kit Ocean Hopper. I loved collecting QSL cards from stations around the world. My lifelong friend, WA9IVH got me interested in Amateur Radio while we were sophomores in high school.

I passed my General test at the Federal Bldg. in downtown Chicago on 22 November 1963, the day JFK was assassinated. When I upgraded from Novice to General, I kept my WA9JBR call and never went back.

3. WHAT DO YOU REMEMBER ABOUT YOUR FIRST RADIO SETUP?

My first station was a Heathkit DX-60 transmitter and a Gonset 212 receiver using a 40-meter dipole as an antenna, I made my first contact on CW as a Novice on a Sunday morning on 40 meters. I

worked an Arkansas station, and it felt like DX to me, while sitting in Milwaukee where I grew up.

4. DID YOUR FORMAL EDUCATION PREPARE YOU OR LEAD YOU TO AMATEUR RADIO OR WAS IT JUST THE REVERSE?

It was the reverse for me. When I was in high school, deciding on a course of study for a future career, Amateur Radio played an important role. Because of my basic understanding of electronics and the experience of building my station, it felt right to pursue an Electrical Engineering degree in college, And that's what I did.

5. WHAT DO YOU ENJOY MOST ABOUT AMATEUR RADIO NOW AND WHY? Can list multiple items. (modes of operation, contesting, experimentation, kit building, etc.)

My enjoyment of Amateur Radio has changed over the years. I now find operating CW challenging and rewarding. I enjoy operating phone for special events, especially operating from W5KID on the USS KIDD. It's always fun to be the station that people want to work.

I enjoy operating the digital modes, especially RTTY and FT8. I was never a big-time contester, just a little pistol but recently I've been competing in the RTTY and CW contests. All I try to do is beat my score from the last contest. That way I compete against myself and enjoy the event a lot more. Contesting strengthens your operating skills and tests the capabilities of your equipment.

6. WHAT ARE SOME OF THE MORE EXCITING EVENTS THAT YOU CAN REMEMBER REGARDING YOUR EXPERIENCE WITH AMATEUR RADIO?

In the 1960s when I got started in Amateur Radio and the sunspot cycle was near its peak, I used my Viking Valiant and tribander beam to talk to DX stations for hours, experiencing arm-chair copy. That was exciting to me.

Today, working that DX ATNO (All Time New One) is always exciting.

7. WHAT DO YOU THINK AMATEUR RADIO WILL BE LIKE IN 20-30 YEARS?

This is a difficult question to answer. Amateur Radio faces many challenges. The first is the possible loss of spectrum space. We have an ongoing assault from industry and other users to take frequencies away from us because we are not using them. The ARRL is at the forefront of defending our frequency spectrum and it's incumbent upon us to support the ARRL by maintaining our membership. The second problem we face is from Homeowners Associations and their attack on our use of outdoor antennas. The ARRL is also at the forefront of this fight.

Lastly, we need to increase the number of young people entering our hobby. We are losing many hams every month as evidenced in the Silent Key column in QST. Each one of us needs to address this through promoting the hobby and our participation in our local clubs. In the wireless age we live in, young people can be attracted but only if we take the story to them and demonstrate the technologically innovative aspects of Amateur Radio.

8. WHAT ADVICE CAN YOU GIVE TO A NEWLY LICENSED AMATEUR TODAY?

Find an aspect of Amateur Radio that you enjoy and pursue it. That could be:

- Public service, i.e., ARES, Net operations,
- Kit and antenna experimentation and building
- Operating & participating in special events i.e., Field Day, W5KID, Commemorative Operating Events, etc.
- Experiment and operate the digital modes i.e., FT8 and FT4, RTTY
- Activate or hunt POTA (Parks on the Air) and SOTA stations.
- Working DX and pursuing awards i.e., WAS, DXCC, WAC

And most importantly, become active in your local club. Find a mentor that can answer your questions about setting up a station and getting on the air.

9. WHAT CAN THE BATON ROUGE CLUB DO TO ENHANCE YOUR RADIO ENJOYMENT? Be specific if possible!

- Offer interesting club meeting presentations in a comfortable meeting environment.
- Schedule several special operating events that club members can be part of.
- Schedule one or two outings each year of technical interest to members.
- Offer kit building classes.

10. IS THERE ANYTHING ELSE YOU WOULD LIKE TO ADD?

Enjoy and promote the hobby!

W1AW/VOTA Louisiana Operating event



This Year Louisiana will have two weeks to operate as W1AW/5. June 6-12 and December 6-12. W5WZ Scott Dickerson is the Louisiana coordinator for both weeks. Visit <https://www.w5wz.com/vota/> for more information and scheduling. Please join in.

USS Kidd



USS KIDD Going to Drydock

The Ship Superintendent at the USS KIDD Veterans Museum notified me recently that the ship will be going to drydock in the Spring of 2024. The exact date for the move is unknown and depends on the level of the

Prepared by KE5TA

Mississippi River. In rare cases the river has been high enough as early as late January. While in drydock necessary repairs to the hull will be made that are not feasible while the ship rests on its cradle during low water levels.

Prior to the move we must remove all club equipment for safekeeping. This includes radio and computer equipment, accessories, and wall certificates from our operating compartment. On the starboard side of the ship, we also have storage space with a work bench where we must gather various hand-tools, test equipment, and components. With assistance from the Museum staff members, we must also remove and store all antennas.

We are advised to begin removal of our club property soon after our planned radio operations on Pearl Harbor Day. We can start earlier on removing those items not required for our remaining radio operations of 2023. We'll need to box the many items we plan to keep and transport them to our club's storage space. I'm counting on help from club members with this project.

73,

John WA5MLF
WA5MLF@ARRL.NET

Hams on HF Radio Remotely

John Krupsky, WA5MLF

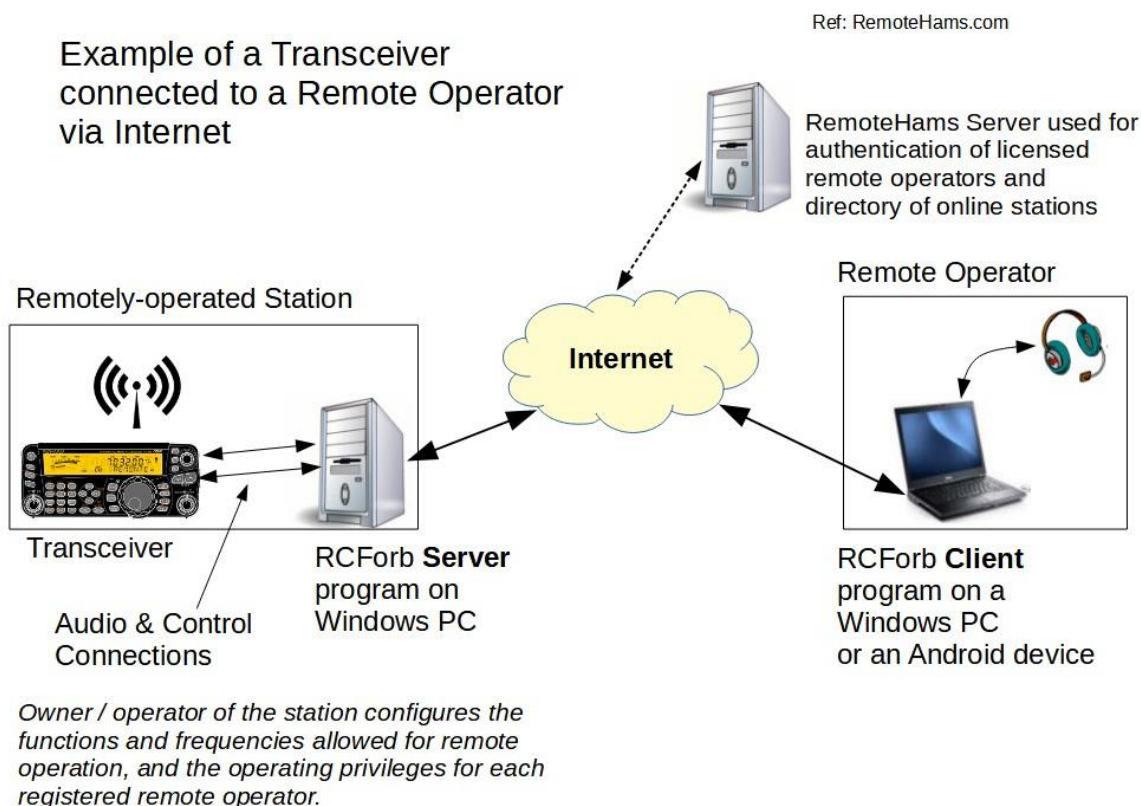
Many hams who have enjoyed HF radio for decades from very capable home stations face the need to transition to new living quarters that don't accommodate the antennas and radio gear they have accumulated. They may move to retirement communities that do not permit outside antennas and may not have space for their radio gear. They may not have the option to establish a club station, even if several hams live in

Prepared by KE5TA

the same community. In some cases, an indoor or balcony antenna may enable a degree of low power HF activity.

Another option for continuing the enjoyment of HF radio operation employs remote access via Internet connection to radio gear at a separate location. My ham friend John Drum, W4BXI, moved to a retirement community and now uses one or more laptop computers to operate any of several remote HF radio stations in SSB voice and CW modes.

Another ham I know moved to a retirement community but relocated his station to his daughter's home, using an Internet remote connection to preserve his access to HF radio.



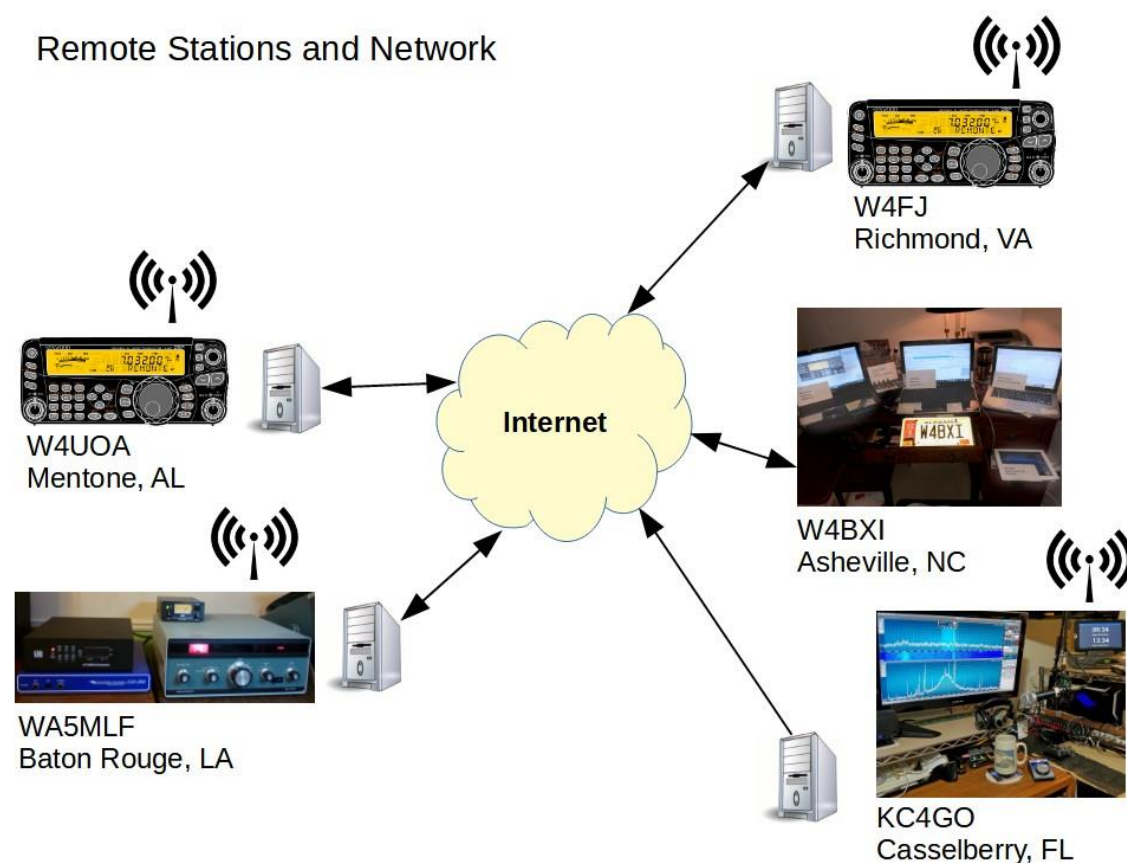
A ham who moves to a home with HOA restrictions might also consider Internet remote access to augment indoor or stealth antennas.

Prepared by KE5TA

Some options for Internet access to a single (private or shared) remote station include:

- Brand-specific solutions with software / hardware designed by the manufacturer of the radio gear
- Do-it-yourself solutions with a combination of available software and hardware components
- The RemoteHams (www.remotehams.com) software solution providing software adapters for multiple brands of radio gear

In a single software package, RemoteHams includes both rig control (along with CW keying, memories, and DX spotting) and audio transport. The software was designed to interface with the Elecraft K3 transceiver, but currently supports many other brands and models. A single, universal interface is provided for control of any supported transceiver. It can control the following components, if equipped by the station owner: transceiver, linear amplifier, antenna tuner, antenna switch, and rotator. Some earlier articles in QST have discussed the operation of this software. Figure 1 shows the components and connections of this solution.



The client software runs on Windows computers and Android devices. The RCForb **client** enables the remote operator to receive and transmit (depending on permissions granted by the station owner) and to select frequencies, modes, power levels and other parameters that are configured at the remote station. The Documentation section of the website has a good “getting started guide” along with client and server manuals. For anyone thinking about remote station operation I suggest installing the free RemoteHams (RCForb) **client** program and using it to listen to any of the online stations listed in the RemoteHams directory.

Figure 1 also shows a RemoteHams **server** that is used for:

- registration and authentication of licensed remote operators

Prepared by KE5TA

- publishing a directory of online stations that can be used with the RemoteHams software

The server is contacted each time a remote station's server software or a remote operator's client software is started but is not involved in the client-server traffic.

A remote station is not required to be listed online. Some owners of remote stations choose to operate on a non-listed basis but can allow their friends or club members to access their station with a non-listed link.

To set up a station for remote operation requires interfacing a (supported) transceiver to a Windows computer that is running the free RCForb **server** program. Transceiver interfacing for operating the many digital modes (PSK, FT8, etc.) provides the same capabilities needed for the RCForb server program.



John's friend Carl, W4UOA, established a RemoteHams server interface to his home station for John to try from his new home. Initially John used a single laptop PC, equipped with the free RemoteHams software to connect to Carl's station. After getting familiar with the software interface (RCForb client) and finding it satisfactory for continuing his activity on HF radio, John resumed operation as a net control station for the 40 m Eastern/Central RV Service Net. (<https://rvnet.wbcci.net/rv-service-nets/40-meter-daily-nets/>)

Over a short period of time, John discovered other stations using the same RemoteHams software. This provided an opportunity to access other receiving locations, to hear stations that were too close to W4UOA for good reception during the early morning propagation on the 40 m

Prepared by KE5TA

band. John added the following stations for remote operation to support his participation on the RV Service Net: W4FJ, the club station at Richmond, Virginia, KC4GO in Florida, and WA5MLF in Louisiana. Figure 2 shows John's operating location along with the network of remote stations in four states.

For most HF radio activities, a single computer connected to one remote station at a time will satisfy most hams most of the time. John found it useful, especially for net operations, to monitor several remote stations simultaneously and to select one at a time for the best receiving and transmitting results. This can be done with a single computer, monitor, keyboard, and mouse setup. A separate client window can be displayed on the monitor for each remote station, controlled by keyboard and mouse.

John no longer owned a computer and monitor sufficient to display and manage multiple remote stations but was not deterred. At his retirement community he was able to acquire (at no cost) several older laptop computers that were to be discarded by his neighbors. He evaluated their hardware status and refreshed their Windows operating systems to make them functional for the RCForb client software. This approach exemplifies a tradition of hams to use what's available and make it work. A fringe benefit was learning more about the audio and video capabilities of diverse laptops and how to manage their software. John is grateful for the guidance he received from several ham friends in this pursuit.

John set up his operating position, shown in Figure 3, with a single remote station controlled by each computer.

Since he used a headset with attached microphone to handle receive and transmit audio, he added a surplus audio mixer to share the microphone among the computers' audio inputs and a second mixer to collect the

Prepared by KE5TA

receive audio from the computers. He can adjust the microphone and headphone audio levels with a combination of the mixer controls, the Windows audio controls, and the RCForb client controls.

John also used a free Windows program to control four computers with a single keyboard and mouse at the center of his operating position. After initially using WiFi on each computer on his LAN for Internet access, for his expanded collection of laptops he switched to an Ethernet switch with a cabled connection to each laptop. This improved the network performance of his collection of laptops.

John also supplemented his receiving capabilities with the use of one or more distant web SDR receivers, accessed via smart phones or tablets.

Beyond his weekly duties as a net control operator, John enjoys his remote setup for rag chew contacts and various contests or QSO parties on SSB and CW. For CW operation the laptop keyboard gave good results and enabled integration with the N1MM Logger+ software that John prefers for logging. He can store and use keyboard macros to facilitate rapid contact exchanges in the CW events and collects the transceiver's operating mode and frequency in the log. CW macros can be set up in either the RCForb client program or in the N1MM Logger+ program. A hardware adapter, the ORB Control Device, is available for hams who may want to use their trusty key for CW, interfacing with the RCForb client via USB connection. Another option, using a USB port on the computer, is described in an article on the WhiskeyTangoHotel website. (www.whiskeytangohotel.com/2019/04/cw-key-via-usb-port-for-remotecom.html)

Carl developed a unique QSL card, shown in Figure 4, for John to send to many radio contacts made from his home.

Prepared by KE5TA



In summary, today's Internet access, personal computers, transceiver control / audio interfaces, and available software can combine to extend a ham's enjoyment of HF radio regardless of home location.

Captions:

Figure 1 - Transceiver connected to Remote Operator via

Internet Figure 2 – Remote Stations & Network used by W4BXI

Figure 3 - W4BXI Control Station (photo by W4BXI)

Figure 4 - W4BXI QSL (developed by W4UOA)

John Krupsky, WA5MLF

SK



**Walker Winans WB5MPV
–Silent Key**

Walker Drake Winans of Baton Rouge, Louisiana died on July 13, 2023 at the age of 77. He is survived by his wife of 40 years, Melinda, daughter Lara Phillips, his sister Meriget Turner, his brother Bob Winans, nephew Fonville "Beau" Winans, and niece Wendy Winans. He is preceded in death by his father Fonville T. Winans and mother Helen Winans.

While serving in the Navy, Walker trained to be an electronics technician. An early career in radio and TV repair and interest in computer programming led to a position designing and installing oceanographic survey instruments at Coastal Studies Institute of LSU. He worked at CSI for 33 years, retiring in 2008.

His hobbies included ham radio, carpentry, travel and cooking. In his younger days, he enjoyed motorcycles, scuba diving, boating, and piloting his airplane. He was a member of the Baton Rouge Amateur Radio Club, Eastgate Lodge #452 F&AM and the Gourmet Club. He was known for his fondness for learning phrases in the languages of countries he traveled to, his kindness and sense of humor, and addressing longtime friends as "you ol' buzzard".

Per his wishes, he was cremated. A memorial service will be held at a future date.

Prepared by KE5TA

I will try to send out each publication by the 15th of the month. If you something to contribute, please send it to me by the first of the month.

williamfk100@yahoo.com



Dah dah dit dit dit - dit dit dit dah dah